

Dramatic Play



DRAMATIC PLAY

The dramatic play center provides endless opportunities for imaginative exploration, making it a vibrant space for creative learning experiences. Here, children engage in role-playing scenarios, dress up, and use props, all of which help them develop social skills, empathy, and a richer understanding of their surroundings. Through imaginative play, storytelling, and collaborative activities, children can experiment with various roles and perspectives, boosting their language development, problem-solving abilities, and emotional intelligence. This center encourages creativity and self-expression, providing a safe and supportive environment for children to explore different social dynamics, real-life, and imaginary situations.



Tips to Maximize Your Dramatic Play Center

Incorporate Natural Materials: Incorporate natural elements and loose parts like branches, stones, fabric scraps, and wooden blocks to inspire imaginative play. These materials can be used in countless ways, promoting creativity and problem-solving as children transform them into whatever their play scenario requires. Natural materials connect children to the environment, encouraging sensory exploration and a deeper appreciation for nature's textures, colors, and forms.

Inclusion of Current Investigations: Rotate and redesign the space based on children's current/emergent interests, such as a marketplace, tigers, or space station. This approach ensures that the dramatic play center remains a stimulating environment where children can explore different roles and scenarios, reflecting their evolving curiosities and experiences. By regularly updating this space to reflect current interests, you welcome the children to embrace the investigation in new and innovative ways, channeling prior knowledge, role playing, processing of concepts, imagination, and creative thinking.



Inclusion of Current Investigations:

Rotate and redesign the space based on children's current/emergent interests, such as a marketplace, tigers, or space station. This approach ensures that the dramatic play center remains a stimulating environment where children can explore different roles and scenarios, reflecting their evolving curiosities and experiences. By regularly updating this space to reflect current interests, you welcome the children to embrace the investigation in new and innovative ways, channeling prior knowledge, role playing, processing of concepts, imagination, and creative thinking.



Child-Created Materials: Encourage children to create their own materials and props for the dramatic play center. Provide them with art supplies, recycled materials, and tools to make costumes, puppets, signs, and other play accessories. This process not only enhances their creativity and motor skills but also gives them a sense of ownership and pride in their play environment. By contributing to the creation of the materials, children can see their ideas come to life and feel more invested in their play experiences.



Documentation and Reflection: Document children's play through photos and notes, then display these to reflect and discuss with the children, helping them see the value of their play. This practice not only validates their efforts but also encourages them to think critically about their actions and ideas, promoting a deeper understanding of their learning processes and achievements. Regular reflection sessions can also inspire new play ideas and foster a sense of pride and accomplishment among the children.

Child-Initiated Play: Encourage children to lead their own play scenarios, allowing them to develop stories and roles based on their imaginations and experiences. By giving children the autonomy to guide their play, you foster a sense of ownership and empowerment, which enhances their engagement and intrinsic motivation to explore and learn. Child-initiated play promotes independence, decision-making, and self-regulation as children navigate their chosen narratives and problem-solve on their own or with peers.

Interactive Environment: Set up the play area to be flexible and easily reconfigurable, so children can modify their environment to suit their play needs. Movable furniture, modular pieces, and versatile props enable children to adapt the space, fostering their creativity and problem-solving skills as they manipulate their surroundings to fit their imaginative play. An interactive environment supports dynamic play experiences and encourages children to take initiative in creating their desired settings.



Encourage Role-Playing and Storytelling:

Provide costumes, props, and prompts that inspire children to take on different roles and engage in storytelling. Role-playing allows children to explore various perspectives and scenarios, fostering their emotional and social development as they empathize with different characters. Storytelling enhances cognitive and linguistic skills, as children learn to structure narratives, describe events, and express their thoughts and feelings creatively.



Neutral and Calm Aesthetics: Design the area with a neutral and calm color palette to create a soothing and focused environment. Incorporate plants to add a touch of nature, making the space feel more homey and inviting. Soft, natural colors and simple, uncluttered aesthetics, help reduce overstimulation and allow children's imaginations to take center stage. A calm environment can enhance concentration, promote a sense of tranquility, and provide a serene backdrop for their creative play.

**Rich Language Environment:**

Integrate rich language experiences by providing a variety of books, writing materials, and opportunities for children to create signs, menus, and stories within their play scenarios. This supports literacy development as children naturally incorporate reading and writing into their imaginative play. Language-rich environments enhance vocabulary, communication skills, and a love for storytelling, making literacy a seamless part of their daily activities.

20 Materials to Support Dramatic Play


1. Mirrors
2. Hats
3. Scarves
4. Fabric scraps, robes, capes, etc.
5. Blankets
6. Pillows
7. Costumes
8. Puppets
9. Dolls/baby dolls
10. Play food
11. Real kitchen utensils
12. Empty containers
13. Cardboard boxes
14. Cardboard tubes
15. Natural materials (leaves, stones, sticks)
16. Clipboards & pencils
17. Musical instruments
18. Recycled electronics (old phone or laptop)
19. Baskets
20. Plants (real or fake)




Dramatic Play Themed Books

Incorporating books into the dramatic play center enriches children's imaginations and language skills. By exploring diverse narratives and characters, children expand their empathy, creativity, and understanding of different perspectives. Engaging with stories encourages a love for reading and strengthens communication abilities, preparing children to express themselves effectively and navigate the complexities of the world around them.

Books We Love That Support Dramatic Play Concepts:



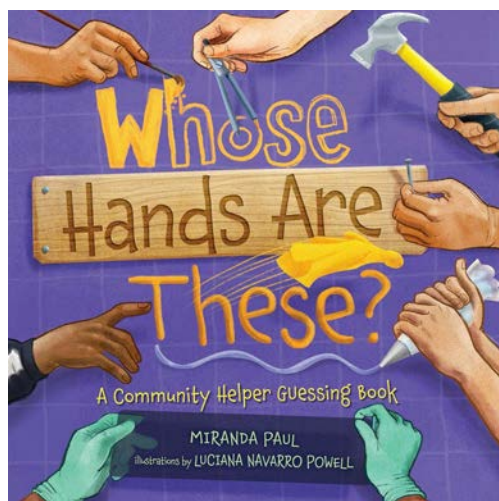
Not a Box
by Antoinette Portis



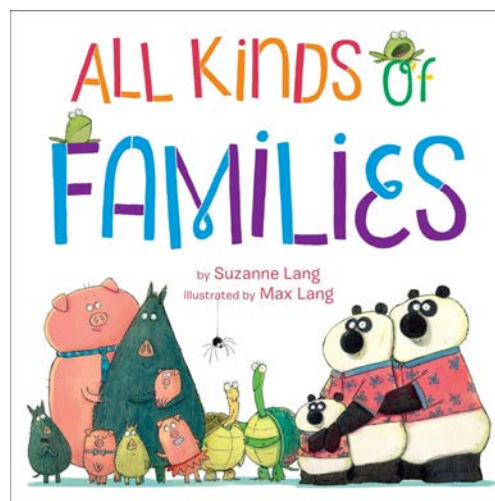
"Hi, Pizza Man!"
by Virginia Walter




My Play Can Be...
by Stephanie Seidler



Whose Hands Are These?
by Miranda Paul



All Kinds of Families
by Suzanne Lang



Stir, Crack, Whisk, Bake
by Maddie Frost